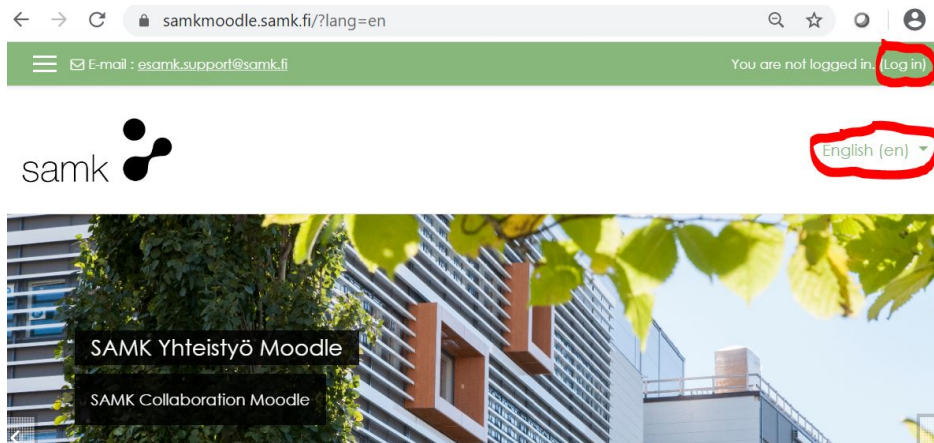
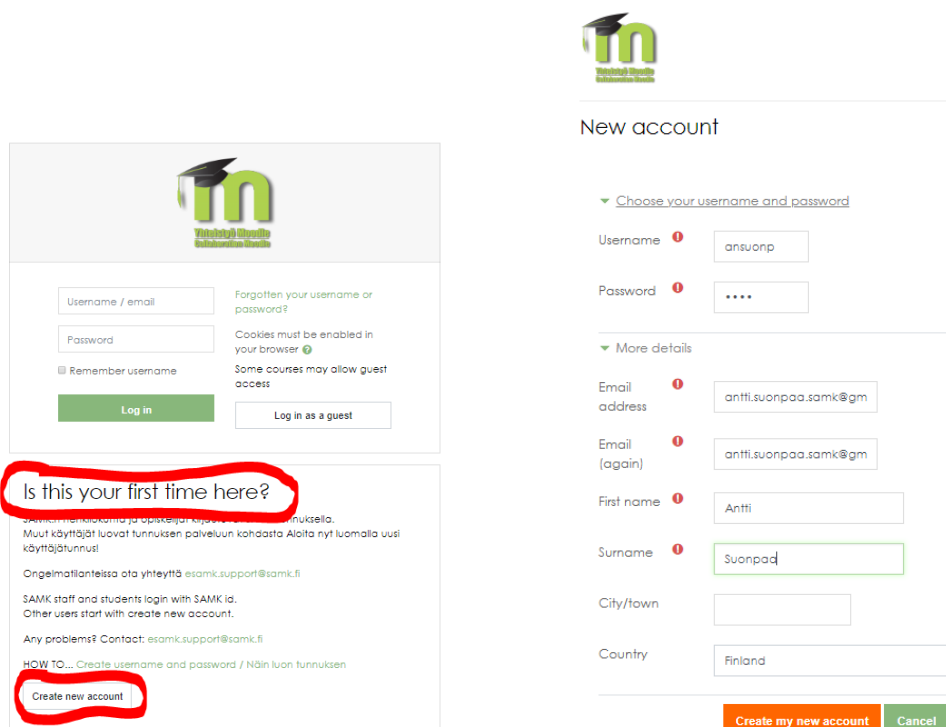


How to log in Moodle

1. Go to address <https://samkmoodle.samk.fi>
2. Choose English (en) and click Log in from upper right corner



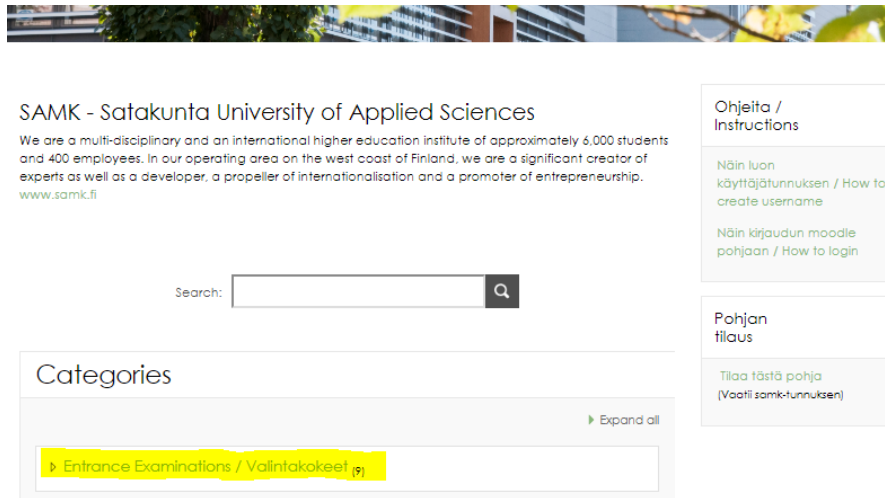
3. If this is Your first time here please start by creating a new account



4. Write username and password you want (password can be for example 4 digits) Write also your email twice and then your first name and surname. Click then Create my new account.
5. You will get confirmation message to your email.
 - a. Click the link in the message to confirm your account

Vahvistaaksesi käyttäjätunnuksen itsellesi mene selaimellasi osoitteeseen
<https://samkmoodle.samk.fi/login/confirm.php?data=qCeHPvLcsZm4Qg?>

6. Choose category Entrance Examinations



SAMK - Satakunta University of Applied Sciences

We are a multi-disciplinary and an international higher education institute of approximately 6,000 students and 400 employees. In our operating area on the west coast of Finland, we are a significant creator of experts as well as a developer, a propeller of internationalisation and a promoter of entrepreneurship.
www.samk.fi

Search:

Categories ▶ Expand all

- ▶ Entrance Examinations / Valintakokeet ▶

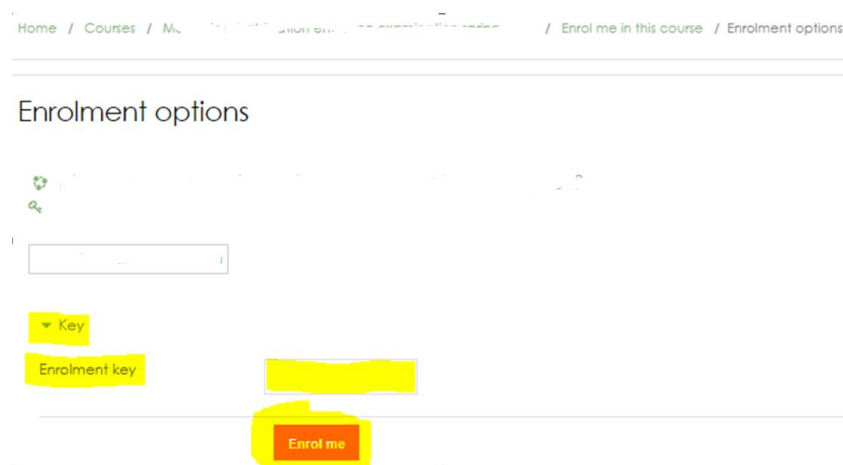
Ohjeita / Instructions

- Näin luon käyttäjätunnuksen / How to create username
- Näin kirjaudun moodle pohjaan / How to login

Pohjan tilaus

Tilaa tästä pohja (Vaatii samk-tunnuksen)

7. Choose the right entrance course
a. Enrol yourself with a key



Home / Courses / Moodle / Enrolment options / Enrol me in this course / Enrolment options

Enrolment options

▼ Key

Enrolment key